




LED Control Card

User Manual

 Before you use the LED controller, please read this file first and save it for future.

We will struggle and serve for the booming development of LED industry!

BX-6Q3

Statement

Any companies or privates cannot copy, transcribe or translate part or whole content of this file without our written permission. And cannot use it on any business or benefit filed with any forms.

The specifications and information which are mentioned on the file is for reference only, if there' s update, we will not inform you. This file is only for guidance, and all information will not be for any promises.

CATALOG

| | |
|--------------------------------------|---|
| Brief Introduction..... | 2 |
| About Software..... | 2 |
| Characteristics..... | 2 |
| Guiding..... | 3 |
| Safety Notes..... | 3 |
| Function Introduction..... | 4 |
| Control Area..... | 4 |
| Dynamic Area..... | 4 |
| Areas in on program..... | 4 |
| Send programs by many platforms..... | 4 |
| Support APP..... | 4 |
| Cluster sending programs..... | 5 |
| Send program in timing..... | 5 |
| Turn on/off in timing..... | 5 |
| Test button..... | 5 |
| Auto correction..... | 5 |
| IR controller..... | 5 |
| Switch program by button..... | 5 |
| Colorful frame and background..... | 5 |
| Sensors..... | 6 |
| Multi languages..... | 6 |
| SDK..... | 6 |
| Technical Specifications..... | 7 |
| Port..... | 9 |
| Right Side..... | 2 |

Brief Introduction

Thanks for ordering LED Multi Player. The design of the control card is according to the international and industrial standard, but if the operations are incorrect, it will probably bring you personal injury and financial harm. As to avoid these and win more from your equipment, please obey the specifications of this file.

About Software

Cannot do any modification, decompilation, disassembling, decoding or reverse engineering on our software, it' s illegal.

Characteristics

- ◆ Used for long intel full color screen and cluster control, one card for one screen.
- ◆ Text moving smoothly, abundant text types, like: vertical words, gradient words, colorful words.
- ◆ Overlay functions by the abundant background effects and colorful texts.
- ◆ High refreshment, high gray scale, and support animation, video.
- ◆ The best technology and stable quality. 3.5V-6V , -40°C ~ 80°C working temperature.
- ◆ Support firmware update online.
- ◆ Support cluster management, multi programs editing, multi areas display and multi languages.
- ◆ Support temperature, temperature&humidity and brightness sensor.
- ◆ Support playing program, lock screen, adjust brightness, turn on/off, test screen by IR controller.
- ◆ Can edit , send and control screen on iLEDCloud.
- ◆ Support 512 programs and each program has 16 areas
- ◆ Support graphic, subtitle, animation, time, dial, timer, temperature, temperature&humidity, weather broadcast.
- ◆ Support colorful program frames and area frame.

Guiding

Safety Notes

- ◆ Input voltage is 5V, voltage range is from 3.5V-6V, please make sure the quality of the power supply of BX-6Q series.
- ◆ Please make sure that all the power supply cables are plugged off when you want to connect or plug off any signal or controlling cables.
- ◆ Please make sure that all the power supply cables and signal cables are plugged off when you need to put in or take off the hardware equipment.
- ◆ Please take off the power supply of LED video processor before you do any hardware operations, and ESD by touching the ground.
- ◆ Please make sure the environment is clean, dry and ventilated when you use this product, also, do not put this product to a high temperature and wet environment.
- ◆ This product is electronic products, please keep away from fire, water source and flammable&combustible products.
- ◆ There' s high pressure components in this products, please do not open the box and repair it by yourself.
- ◆ Turn off the power supply immediately when you find smoking, peculiar smell or something unusual. And contact with us soon.

Function Introduction

The release of BX-6Q brings a good feedback from the market, and it is now the main stream of LED intel full color screen and LED advertising box. With 100M LAN port on board, USB port and 4GB FLASH.

Control Area

Total pixels ≤ 384K, 384*1024, 512*768, 1024*384, 2048*192, 3072*128, 4096*96, 6144*64, 12288*32, and there's no limit for width.

Dynamic Area

We offer C#, java, SDK, VB, C++ for static and dynamic area; Static area support "save the data when power is off" ; Support 32 graphic areas, including colorful words and background, each static area is not conflicted; We offer protocol for dynamic area too, support 32 dynamic area (the storage of each area is 1M), it won't save when the power is off. Dynamic area can relate to many static areas, offer many playing modes.

Areas in on program

Users can add areas in one program as their requirements: graphic, subtitle, time, animation, frame areas and so on.

Send programs by many platforms

When you finish the editing of all the programs, you send program by LedshowTW directly, or by iLEDCloud. ILEDCloud is offered by onbon, the corn is Alibaba cloud, which is reliable and stable. To use this platform, users only need a browser, then, can edit program by remote control, preview program and play the program in a fixed time. Also, users can log in the iLEDCloud by mobile phone, pad and pc.

Support APP

Users can install APP software "ledshow" , by APP, users can search, add screens automatically, turn on/off, brightness, volume, etc. Edit program, add video, text, graphic, time area, timer area, send program, share program, etc. For software, it supports play in multi lines, dynamic preview, multi languages, video transcoding, optimize video effect and support zoom in and out by fingers. "Ledshow" support not only YQ series, but also 5th

and 6th generation and 6Q intel full color control cards.

Cluster sending programs

This product used for all kinds of cluster systems on LED intel full color screen and LED advertising boxes. By the stable and high efficient LAN mode, users can control , manage and maintain the screens which are in different areas, as to realize the cluster sending programs.

Send program in timing

Users can set the time you want to send the program, then, the program will be sent according to the time you set.

Turn on/off in timing

The function of “timing turn on/off” , users can set the time you want to turn on and the time you want to turn off. If users are not convenient to operate all the time, that will be the best choice.

Test button

The screen display will be worse if the led screen has been used for a long time, so, it needs test in a fixed time. With the function of “test button” , users can test the broken lamps, brightness and colors by several steps.

Auto correction

The system will do correction automatically, like our mobile phone and computer. So, users do not need to do it manually.

IR controller

Users can select programs , turn on/off screen by IR controller. Also you can adjust the screen brightness, and test the screen.

Switch program by button

Users can also switch the programs by button on the board.

Colorful frame and background

The software offers many kinds of colorful frames and backgrounds.

Sensors

We offer temperature, temperature&humidity, and brightness sensor for users, as to avoid the losses by unknown temperature, humidity and brightness.

Multi languages

Software supports many languages like Chinese, English, French, German, Greek language, Russian, Japanese and so on.

SDK

Support SDK on static area and dynamic area. We offer you C#, java,SDK,VB,C++; We also offer you the completed SDK port and technological service.

Technical Specifications

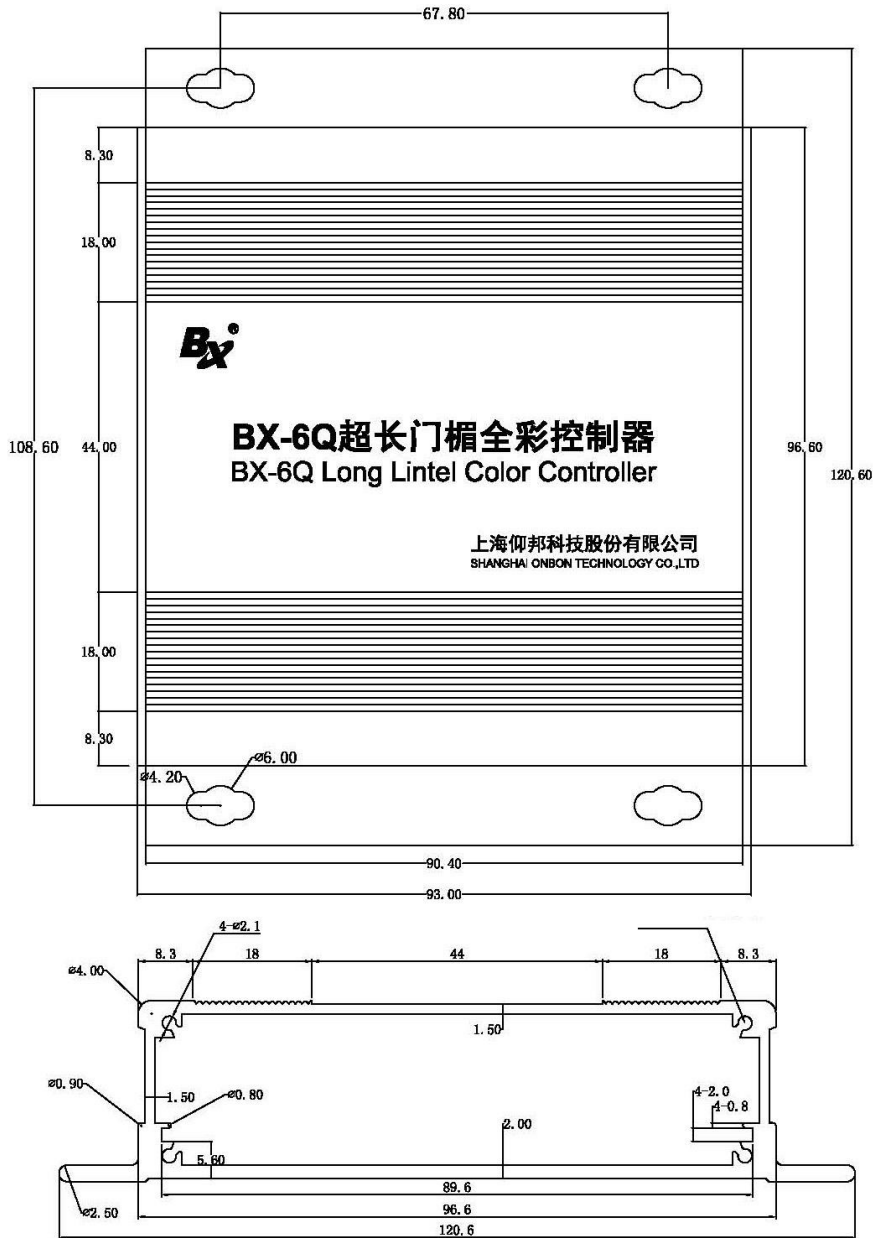
| Screen index | |
|--------------------|--|
| Parameters | Specification |
| Control size | 384*1024、512*768、1024*384、2048*192、3072*128、4096*96、6144*64、12288*32 |
| Total pixels | 384K |
| The maximum width | No limits |
| The maximum height | 1024 |

| Details | |
|---------------------|--|
| Input power | 5V(3.5V-6V), please make sure the quality of your power supply |
| Voltage | ≤4W |
| Working temperature | -40℃～80℃ |
| Size | 93mm×96.6mm×27mm |

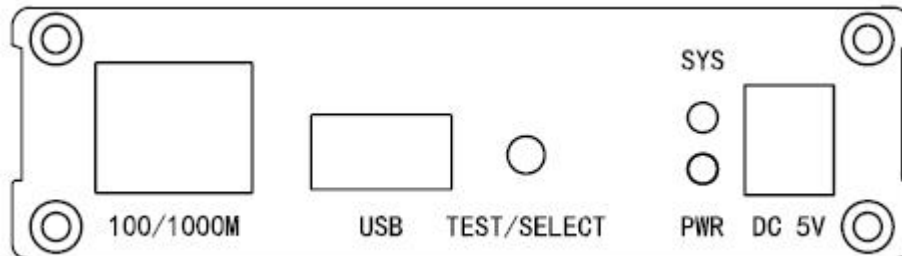
| Technical parameters | |
|----------------------|--|
| Storage | 4GByte |
| Gray scale | 65536 grade |
| Usage | Use on intel full color screen and cluster control, one card for one screen |
| Software function | cluster management/edit multi programs/display multi areas/multi languages |
| Program type | normal program/share program |
| Program quantity | Support 512 programs, each program supports 32 areas |
| Area type | graphic, subtitle, animation, time, dial, timer, temperature, temperature&humidity, weather broadcast. |
| Dynamic area | Support 4 dynamic areas, the storage of each dynamic area is 1M |
| Frame | Colorful program frame and area frame |
| Background | Colorful background |
| Subtitle | vertical words, gradient words, colorful words |
| Clock | Dial/Chinese&English clock/timer (all support many groups) |
| Communication port | Standard 100M LAN port and USB port, support 3G wireless transmitting |
| Sensor | temperature/temperature&humidity/brightness |
| IR controller | Select program/lock screen/adjust brightness/turn on&off/test screen |
| Adjust brightness | 16 grade brightness, support adjust brightness by different time automatically/adjust brightness on software/adjust brightness by IR |

| | |
|----------------------|--|
| | controller/adjust brightness automatically |
| Turn on/off remotely | Support turn on&off in timing/turn on&off on software/turn on&off by IR controller |
| SDK | Offer DLL; Offer C#,java,SDK,VB,C++ |
| Software | LedshowTW (after version V16.06.06.00) |
| User manual | BX-6Q User manual |

Size



Left side



| Gigabit Internet Port | |
|-----------------------|--------------------------------------|
| 100/1000M | 100M internet port , connect with PC |

| Port | |
|------|--------------|
| USB | U flash port |

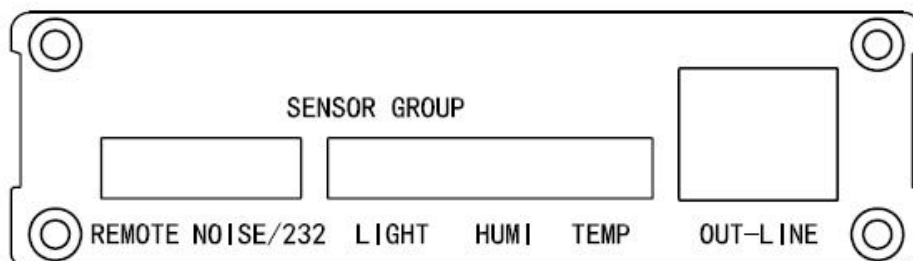
| TEST/SELECT button | |
|--------------------|-------------|
| TEST/SELECT | Test screen |

| SYS indicator | |
|---------------|-------------------|
| SYS | Working indicator |

| PWR indicator | |
|---------------|------------------------|
| PWR | Power supply indicator |

| Power Supply | |
|--------------|-------------|
| DC5V | 5V (3.5-6V) |

Right Side



| Buttons | |
|-----------|---|
| REMOTE | Infrared Remote Controller port |
| NOISE/232 | Noise port |
| LIGHT | Brightness sensor port |
| HUMI | Humidity sensor port |
| TEMP | Temperature sensor port |
| OUT-LINE | Scan data output LAN port, connect with full color receiving card |

Contact Us

Shanghai ONBON Technology Co.,Ltd (Headquarters)

Address: 7 Floor, Tower 88, 1199#, North Qinzhou Road, Xuhui District, Shanghai City, China

Tel Phone: 086-21-64955136

Fax: 086-21-64955136

Website: www.onbonbx.com

ONBON (Jiangsu) Optoelectronic Industrial Co.,LTD

Address: 1299#, Fuchun Jiang Road, Kunshan City, Jiangsu Province, China

Sales Contacts

Tel: 0086-15921814956 0086-15800379719

Email: onbon@onbonbx.com

Second Development

Tel: 0512-66589212

Email: dev@onbonbx.com

iLEDCloud

Website: <http://www.iledcloud.com/>



Public Wechat



ONBON APP